

# froggymouth



Correct swallow function  
and tongue posture  
in 15 minutes a day



## You have been prescribed a FroggyMouth

This device corrects swallow function by creating a new pattern: during the swallow, the teeth come lightly in contact and the tongue pushes against the palate.



Your provider has given you a **FroggyMouth**



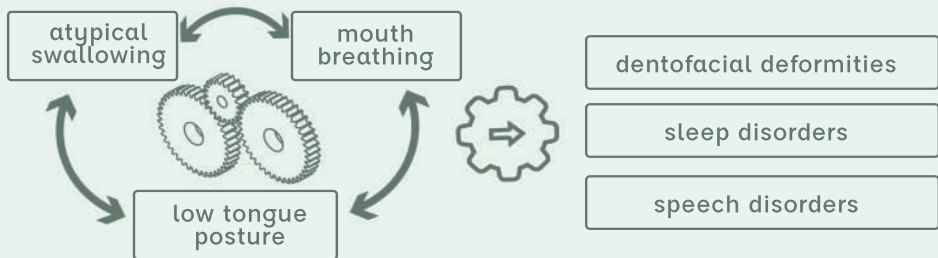
Liberate yourself of **Bad Habits**



With a **Very Simple Approach**






In **Just 15 minutes a Day** while watching TV



All of these clinical conditions have one thing in common: they are all related, in different ways, to tongue posture. In fact, for 40% of the population, what is known as a tongue thrust may still be present even after the first molars come in. This leads to poor tongue function and disrupted orofacial functions that eventually impact optimal growth.

By correcting swallow dysfunction, FroggyMouth helps by:

-  Shortening the **duration of the treatment**
-  Improving the **quality of results**
-  Reducing the **risk of relapse**

## How does FroggyMouth work ?

The FroggyMouth should be worn 15 minutes a day, in front of a TV. While the child wears the device, the swallow pattern changes automatically without disrupting sleep quality, which is very important for children.

It is mandatory to follow accurately **FroggyMouth Rules of Use**



Wear it for 15 minutes a day to quickly and effectively develop a new way of swallowing. Routine is essential.



Wear in front of a raised TV screen or computer. This ensures that the horizontal visual plane is intact thus preventing from any posture with a bowed head.



The patient's attention should be held by the screen so that the new way of swallowing becomes automatic and natural.




## How to wear FroggyMouth ?



## How do I help my child ?

If you notice your child swallowing improperly (the chin and lips may be contracted) show them with a mirror so they begin to gain awareness. When they show relaxed facial muscles, acknowledge this as correct.

### 3 key things to remember

-  It is normal to experience increased saliva when wearing the device, especially in the first days of use; if this lasts longer than 10 days let your provider know.
-  You must wear the device **EVERY** day.
-  If you remove the device during the 15-minute period, **start again**.

### Cleaning the device



Clean it with your toothbrush and toothpaste.  
Dry it completely and put it back in its box.

For more information about how this device works, visit:

[www.froggy.com](http://www.froggy.com)

### Please follow your provider's advice!

Froggy is a medical device made 100% in France. It does not contain latex or phthalates, and it is CE & FDA certified. All our devices are packed in WISE (Work Integration Social Enterprise).

Please ask us any questions and share your experience on Facebook or via email here:



**ATFC Ltd**

311 Viola Street  
Oshawa, ON, L1H 3A7 Canada  
1-800-267-8463 1-416-347-9647  
[info@atfcnorthamerica.com](mailto:info@atfcnorthamerica.com)  
[www.atfcnorthamerica.com](http://www.atfcnorthamerica.com)

